

Registering for the Shuttleworth App/Reach More Parents App



This is where all
your **homework**
will be!



When homework is set, you're able to view tasks that need completing, have been completed and tasks that have been marked on this app! You're also able to view the required submission method, if any.



COLLEGE

Homework

- All homework is set using **The Shuttleworth App/Reach More Parents App**
- You will be able to use the website on laptops/computers or the app on a mobile device to access homework tasks and resources.
- You will need to use the letter you received on Friday to register your account.
- If you did not get a letter or have lost it, **let your Form Tutor know ASAP**, they can download you another copy of the letter!

The screenshot shows the 'Weduc' app enrollment page for Shuttleworth College. At the top right, it identifies the Headteacher as Mrs R. England, BA Hons NPQH, with the college's address: Shuttleworth College, Burnley Road, Padiham, BB12 8ST, and phone number 01282 682300. The Shuttleworth College logo is on the left. The main text welcomes users to Weduc and provides instructions for enrollment. It is divided into two sections: 'Instructions for Android/iPhone devices' and 'Instructions for other web enabled devices'. The Android/iPhone instructions are: Step 1: Download the Weduc app; Step 2: Open the app and click the Enrol link; Step 3: Enter the unique enrolment code. The web-enabled device instructions are: Step 1: Click the enrolment link in a browser; Step 2: Enter the unique enrolment code; Step 3: Enter email and phone number; Step 4: Click 'Confirm'; Step 5: Follow activation instructions in the email; Step 6: Log on to Weduc. A large grey box displays the 'Enrol Code: Y1CC-CZ1J-ZXJZ'. At the bottom, contact information for support is provided: email admin@shuttleworth.lancs.sch.uk, website www.shuttleworthcollege.org, Twitter @Shuttle_College, and Instagram shuttle_college. The footer contains the college's motto 'Think Big', 'Chase Dreams', and 'Succeed Together' along with social media icons.

Headteacher
Mrs R. England
BA Hons NPQH

Shuttleworth College
Burnley Road
Padiham
BB12 8ST
01282 682300

SHUTTLEWORTH
COLLEGE

Welcome to Weduc, a new digital communication and engagement tool designed specifically to improve the way that parents and school staff communicate.
In order to benefit from this new tool please follow the simple steps outlined below.

Instructions for Android/iPhone devices:

- **Step 1:** Download the Weduc app onto your phone/tablet via your relevant App store.
- **Step 2:** Once downloaded, open the app and click the **Enrol** link at the bottom of the login screen.
- **Step 3:** Enter your unique enrolment code listed below and follow the in-app, step by step instructions to complete your registration.

Instructions for other web enabled devices:

- **Step 1:** On an internet enabled device type the following enrolment link in your web browser: <https://app.weduc.co.uk/main/enrol/index>
- **Step 2:** Enter the unique enrolment code listed below and click **'Enrol'**.
- **Step 3:** Enter your email address and mobile phone number, then click **'Confirm'**.
- **Step 4:** An activation email will be sent to your registered email address. Follow the instructions within this email to activate your account and set your password.
- **Step 5:** Log on to Weduc using your newly created login details.

Enrol Code: Y1CC-CZ1J-ZXJZ

If you have any questions or need support in setting up your account then please contact the school by email at admin@shuttleworth.lancs.sch.uk. We look forward to communicating with you more effectively using our new Weduc App.

Shuttleworth College

We are Reading **Think Big** **Chase Dreams** **SUCCEED TOGETHER**

Email: admin@shuttleworth.lancs.sch.uk
Web: www.shuttleworthcollege.org
Twitter: @Shuttle_College
Instagram: shuttle_college

Think big.
Chase dreams.
Succeed together.

SHUTTLEWORTH 

COLLEGE

Registering for The Shuttleworth App

1. Follow the step by step instructions on your letter. **When it asks for an email address use your school email. This is really important!!!**
2. When you set your password choose one that you can remember easily!

We're excited to announce that we have now invested in Weduc, a new digital communication and engagement tool that has been designed specifically to improve the way that parents and school staff communicate.

In order to benefit from this new tool please follow the simple steps outlined below.

Instructions for Android/ iPhone devices:

Step 1: Download the Shuttleworth app onto your phone/tablet via your relevant App store.

Play Store: <https://play.google.com/store/apps/details?id=com.acrosoft.weducshuttleworth>

Apple Store: <https://apps.apple.com/gb/app/shuttleworth-college-app/id1605592379>

Step 2: Once downloaded, open the app and click the **Enrol** link at the bottom of the login screen.

Step 3: Enter your unique enrolment code listed below and follow the in-app, step by step instructions to complete your registration.

Enrol Code: KP2Y-EFZT-XV3J

Use this
enrolment
code

Instructions for other web enabled devices:

To register via a web browser simply follow the 5 step process outlined below.

Step 1: On an internet enabled device type the following enrolment link in your web browser.

Enrol Link: <https://app.weduc.co.uk/main/enrol/index>

Step 2: Enter the unique enrolment code listed below and click 'Enrol'.

Step 3: Enter your email address and mobile phone number, then click 'Confirm'.

Step 4: On completion of step 3 an activation email will be sent to your registered email address. Follow the instructions within this email to activate your account and set your password.

Step 5: Log on to Weduc using your newly created login details.

Use this
link to
register
your
account.

If you have any questions or need support in setting up your account then please contact the school. We look forward to communicating with you more effectively using our new Weduc App.

Shuttleworth College

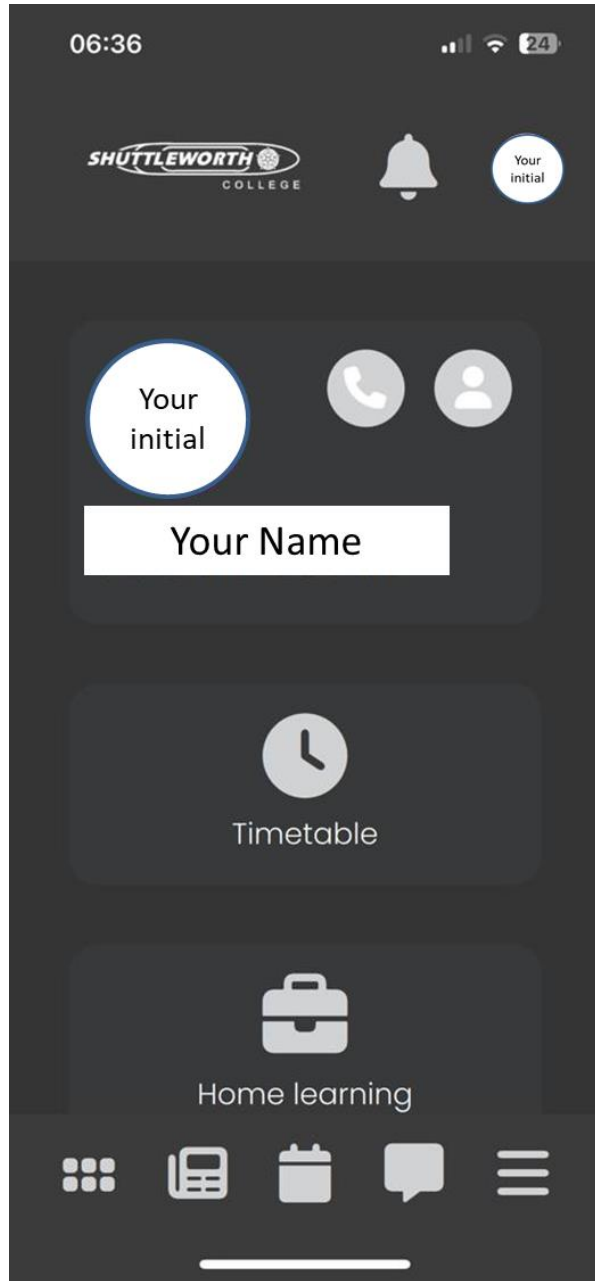
**Think big.
Chase dreams.
Succeed together.**



COLLEGE

What will it look like?

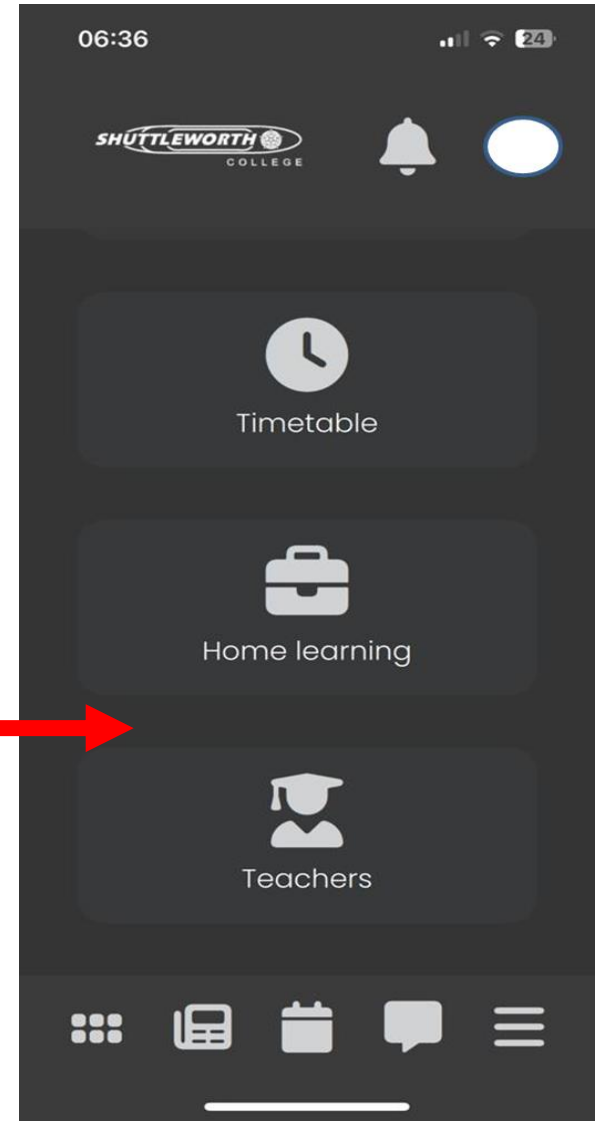
What you will see when you log in



COLLEGE

What will it look like?

Select View Home
Learning from the menu



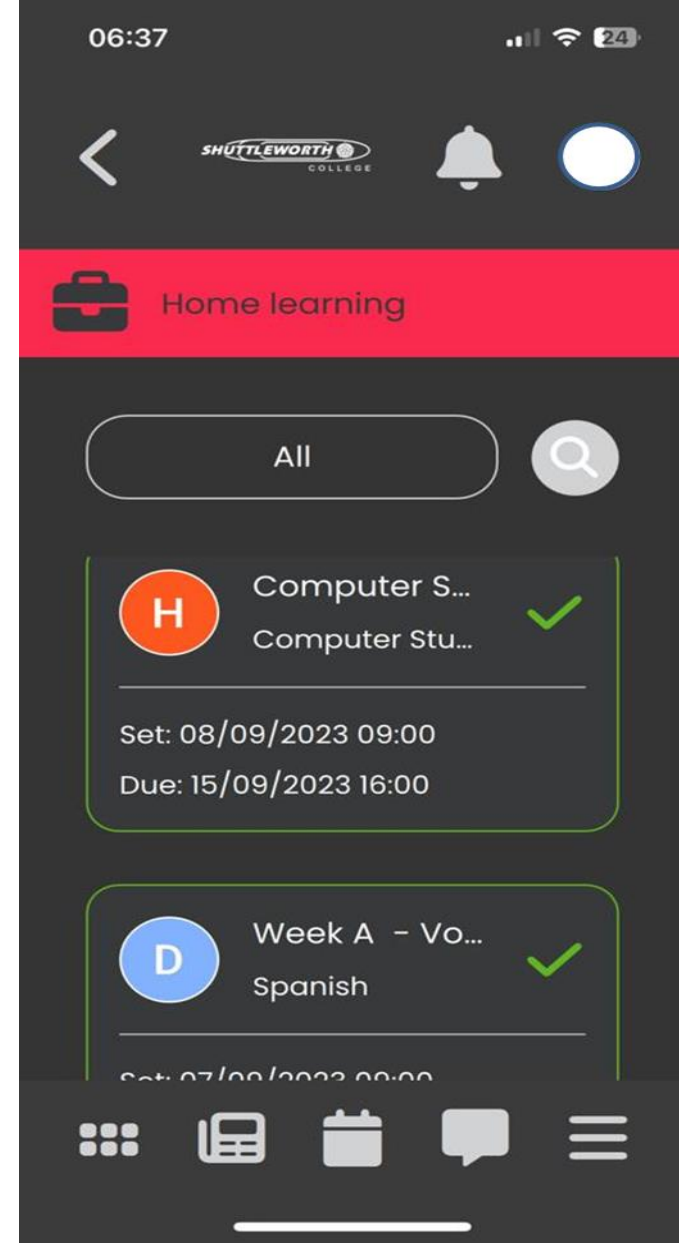
Think big.
Chase dreams.
Succeed together.



COLLEGE

What will it look like?

Here you will see a list of Home Learning Tasks that have been set and when they are due

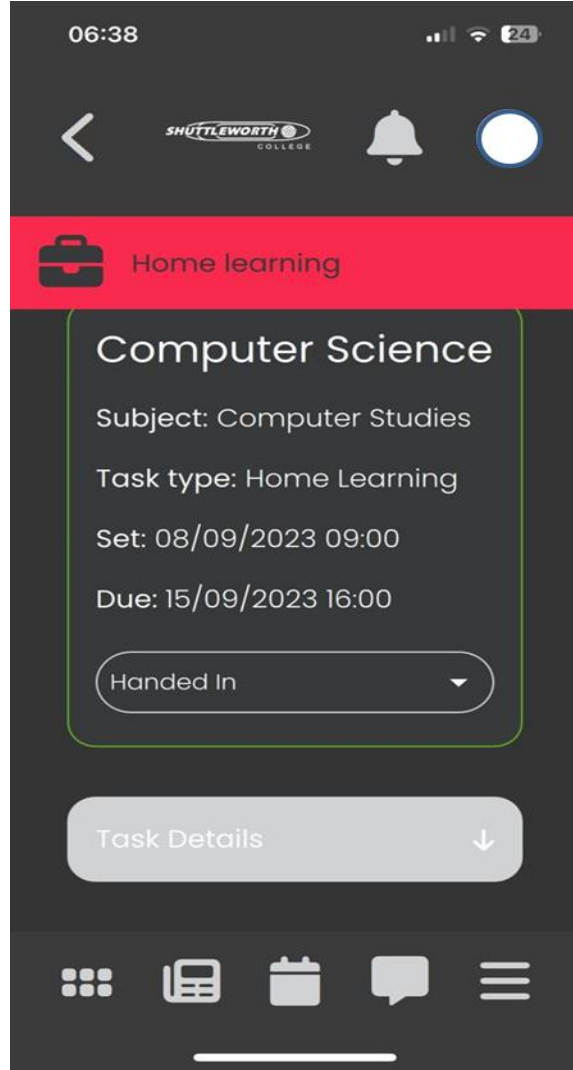


Think big.
Chase dreams.
Succeed together.

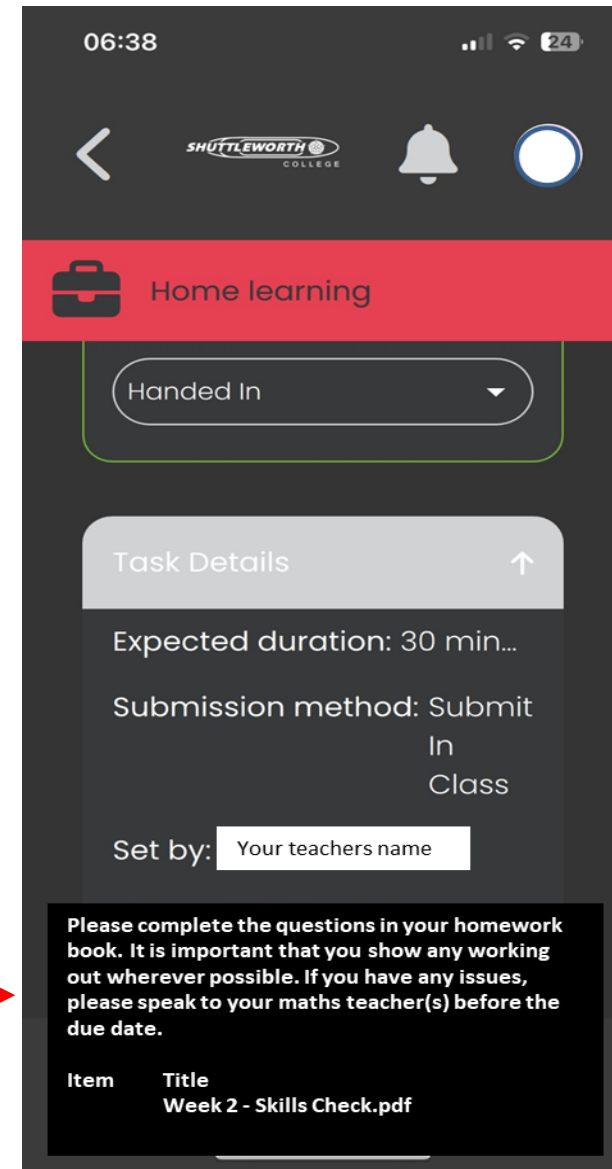


COLLEGE

What will it look like?



Click on a homework and all the information you need to complete it will be under task details. This includes any attachments you might need.



Think big.
Chase dreams.
Succeed together.

FAQs

What if I have trouble logging on to the app?

Next week Mrs Klee will run a report to check that all Y7s have logged on the app. If anyone has not been able to, you will be picked up and shown how to log in at school.

What if I don't have access to a computer or a phone at home, how can I see my homework?

The library is open before school, every breaktime and will soon be open at lunchtimes and after school too – we will let you know when this starts! You can access and complete your homework here if you cant do it at home.

FAQs

What if I don't understand my homework?

Speak to your teacher before it is meant to be handed in for some help or speak to one of the TA's on duty in the library, they will be happy to support you.

What if I don't do my homework?

Homework is important. It helps you to make progress. If you do not do your homework, and do not have a very good reason why you haven't, the starting from next half term you will be put in a detention where you will be expected to complete the work.

Think big.
Chase dreams.
Succeed together.



COLLEGE