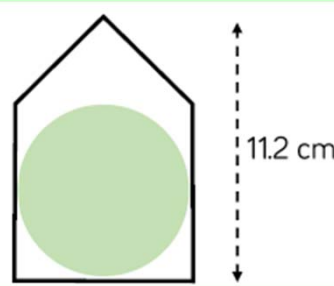


Year 9 Mathematics Learning Journey: Unit 4 - Area of Trapezia and Circles

Step 7: Compound shapes (2)

This shape is made up of a square and a triangle.
The circle touches the sides of the square and has radius 3.8cm.
What percentage of the total area of the shape is shaded?



Step 6: Area of a circle with a calculator

Calculate the area of a circle with a diameter 6mm. Give your answer to 2 decimal places.

Step 4: Investigate the area of a circle

As the number of sectors increases, is our estimate for the area more or less accurate? Explain why.

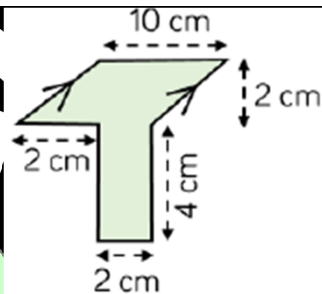
Step 5: Area of a circle without a calculator

Calculate the exact area of the shape.



Step 3: Compound shapes (1)

Show that the area of the shape is 28cm^2 .

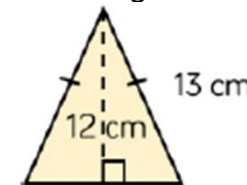


Step 2: Area of a trapezium

Draw a trapezium which has area of 24cm^2 and parallel sides of lengths 4cm and 8cm.

Step 1 (R): Reviewing area

The perimeter of this isosceles triangle is 0.36m. Show that the area of the triangle is 60cm^2 .



Achievement resilience

Community

PERSEVERANCE

Pride

SHUTTLEWORTH COLLEGE